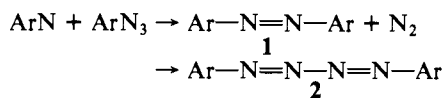


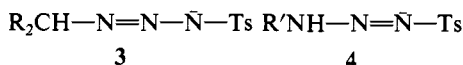
## Hypovalent Radicals. 7.<sup>1</sup> Gas-Phase Generation of Phenylnitrene Anion Radical and Its Reaction with Phenyl Azide

Sir:

In thermal decompositions and photodecompositions of aryl azides to yield the corresponding nitrenes, it was suggested that the nitrene reacts at  $N_\alpha$  of the azide to produce the azo product **1** and at  $N_\gamma$  to yield a 1,4-diaryltetrazadiene (**2**) as an unobserved



reactive intermediate.<sup>2</sup> Intermediates **3** and **4**, which are related

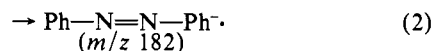
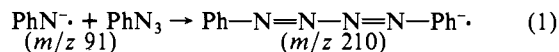


to **2**, may be produced in diazo transfer processes between carbanions ( $\text{R}_2\text{CH}^-$ ) and the conjugate bases of amines ( $\text{R}'\text{NH}^-$ ) with azides (e.g., tosyl azide), giving diazo compounds ( $\text{R}_2\text{CN}_2$ )<sup>3</sup> and exchanged azides ( $\text{R}'\text{N}_3$ )<sup>4</sup> respectively. Our preliminary results of electroreduction of aryl azides suggested that **2**<sup>-</sup> species were formed as intermediates.<sup>5</sup> We wish to describe the results of the gas-phase ion-molecule reaction of phenylnitrene anion radical with phenyl azide, which establish two primary reaction channels occurring at  $N_\alpha$  and  $N_\gamma$  of the azide.

Phenylnitrene anion radical ( $\text{PhN}^-$ ) was produced in our flowing afterglow apparatus (1-m flow tube,  $\bar{v} = 80 \text{ m s}^{-1}$ ,  $P_{\text{He}} = 0.5 \text{ torr}$ , He buffer gas, 298 K) from phenyl azide ( $\text{PhN}_3$ ) by dissociative electron attachment and monitored with a quadrupole mass spectrometer. At relatively low flows of  $\text{PhN}_3$  ( $\sim 10^{10}$  molecules  $\text{cm}^{-3}$ ), the anion composition of the flow was >99%  $\text{C}_6\text{H}_5\text{N}^-$  [ $m/z$  91;  $m/z$  92 ( $M + 1$ ); the observed isotope ratio was 1:0.071, theory 1:0.070]<sup>6</sup> with a trace of  $m/z$  26, probably due to  $\text{CN}^-$ . When ion-molecule bracketing reactions were used, the following thermochemical properties of  $\text{C}_6\text{H}_5\text{N}^-$  were determined:  $\text{PA} = 372 \pm 2 \text{ kcal mol}^{-1}$ ;  $\Delta H_f^\circ = 60 \pm 2 \text{ kcal mol}^{-1}$ , and  $D^\circ(\text{C}_6\text{H}_5\text{N}-\text{H}) \leq 96 \text{ kcal mol}^{-1}$ .

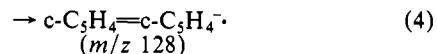
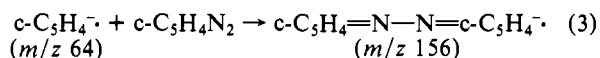
Not only is the multiplicity problem (singlet vs. triplet) of  $\text{PhN}$  removed in going to the doublet  $\text{PhN}^-$  but also the possibilities of related intramolecular rearrangements observed with  $\text{PhN}^9,10\text{b}$  are eliminated in its reduction product,  $\text{PhN}^-$ . Adding an electron to  $\text{PhN}$  should doubly occupy the out-of-plane  $3b_2$  orbital of triplet  $\text{PhN}^{10}$  and effectively shut down the rearrangements of  $\text{PhN}^-$ . Further, the temperature of our experiment (298 K) and method of generation of  $\text{PhN}^-$ <sup>11</sup> would not allow for the endothermic processes required in the interconversion of  $\text{PhN}^- \rightleftharpoons 1\text{-aza-1,2,4,6-cycloheptatetraene}^- \rightleftharpoons 2\text{-pyridylmethylene}^- \rightleftharpoons \text{etc.}$ <sup>9,12,13</sup>

With the structure of ion  $m/z$  91 established as  $\text{PhN}^-$  with reasonable certainty, the reaction of  $\text{PhN}^-$  with  $\text{PhN}_3$  was investigated. Increasing the flow of  $\text{PhN}_3$  past the ionizer or inleting further  $\text{PhN}_3$  downstream of the ion preparation-thermalization region in the flow tube produced a slow ( $\sim 10^{-12} \text{ cm}^3 \text{ molecule}^{-1} \text{ s}^{-1}$ ) reaction between  $\text{PhN}^-$  and  $\text{PhN}_3$ . Two new higher mass



signals were observed at  $m/z$  182 [ $m/z$  183 ( $M + 1$ ), observed 1:0.151, theory 1:0.141],<sup>6</sup>  $\text{C}_{12}\text{H}_{10}\text{N}_2^-$ , and  $m/z$  210 [ $m/z$  211 ( $M + 1$ ), observed 1:0.151, theory 1:0.147],<sup>6</sup>  $\text{C}_{12}\text{H}_{10}\text{N}_4^-$ . Increasing the flow pressure and decreasing the flow velocity ( $P_{\text{He}} = 1.2 \text{ torr}$ ,  $\bar{v} = 50 \text{ cm s}^{-1}$ ) gave proportionate increases in both product ion signals and no change in the rate constant. The ratio of the intensities of the  $m/z$  182 and 210 signals was 1:4. That the rate constant and the product-branching ratio were independent of changes in the flow velocity or the flow pressure, within the constraints of the experiment, strongly suggests that both product ions were formed in primary reaction channels and that each is a stable, bound structure under these conditions. Alternate structures for the product ions  $\text{C}_{12}\text{H}_{10}\text{N}_4^-$  and  $\text{C}_{12}\text{H}_{10}\text{N}_2^-$  are difficult to imagine, considering the ground-state reaction by which they are produced.

These two product ions would be formed by reactions analogous to those observed in the reaction of cyclopentadienyliidene anion radical ( $\text{c-C}_5\text{H}_4^-$ ) with its precursor diazo compound ( $\text{c-C}_5\text{H}_4\text{N}_2$ ).



Two principal product ions,  $m/z$  156 ( $\text{C}_{10}\text{H}_8\text{N}_2^-$ ) and 128 ( $\text{C}_{10}\text{H}_8^-$ ), were formed in a ratio of 3:1 under these same flowing afterglow conditions.<sup>14</sup> The formation of both product anion radicals (azine<sup>-</sup> and olefin<sup>-</sup>) by eq 3 and 4 has direct solution analogies.<sup>1,15</sup> The similarities between reactions 1 and 3, and 2 and 4 are striking even in the magnitudes of the two branching ratios. We therefore conclude that  $\text{PhN}^-$  reacts with  $\text{PhN}_3$  by addition to  $N_\gamma$ , producing 1,4-diphenyltetrazadiene anion radical, and to  $N_\alpha$ , yielding azobenzene anion radical and nitrogen.

The overall rate constant observed for the reaction of  $\text{PhN}^-$  and  $\text{PhN}_3$  is the same as that given for the gas-phase reaction of  $\text{PhN} + \text{PhN}_3 \rightarrow \text{PhN}=\text{NPh}$  ( $k \sim 10^{-12} \text{ cm}^3 \text{ molecule}^{-1} \text{ s}^{-1}$ ) where azobenzene formation was monitored.<sup>17</sup> We consider the identity of these rate constants to be more than fortuitous, and indicative of related processes and energetics.<sup>18</sup> We hope that the present results will stimulate research designed to observe **1** from the reaction of  $\text{PhN}$  and  $\text{PhN}_3$ .

**Acknowledgments.** We thank the U.S. Army Research Office (DAAG29-77-G-0142) and the National Science Foundation

(1) McDonald, R. N.; Triebe, F. M.; Hawley, M. D.; January, J. R.; Borhani, K. J. *J. Am. Chem. Soc.*, submitted for publication.

(2) Smith, P. A. S. In "Nitrenes", Lwowski, W., Ed.; Wiley-Interscience: New York, 1970; Chapter 4.

(3) Regitz, M.; Korobizina, I. K.; Rodina, L. L. *Method. Chim.* **1975**, *6*, 230-233.

(4) Scherer, H.; Regitz, M. *Method. Chim.* **1975**, *6*, 311.

(5) McDonald, R. N.; Herbranson, D.; Hawley, M. D., unpublished results.

(6) Beynon, J. H.; Williams, A. E. "Mass and Abundance Tables for Use in Mass Spectrometry", Elsevier: New York, 1963.

(7) Bartmess, J. E.; McIver, R. T. *Gas Phase Ion Chem.* **1979**, *2*, 87-121.

(8) (a) O'Neal, H. E.; Benson, S. W. *Free Radicals* **1973**, *2*, 275-359;  $\Delta H_f^\circ(\text{c-C}_6\text{H}_5\text{NH}) = 55.0 \text{ kcal mol}^{-1}$ . (b) "JANAF Thermochemical Tables", *Natl. Stand. Ref. Data Ser. (U.S., Natl. Bur. Stand.)* **37**, 1971;  $\Delta H_f^\circ(\text{H}^+) = 367.2 \text{ kcal mol}^{-1}$ . The  $\Delta H_f^\circ(\text{C}_6\text{H}_5\text{N}^-)$  was calculated by assuming the product of protonation was  $\text{PhNH}$ .

(9) Wenstrup, C. *Top. Curr. Chem.* **1976**, *62*, 173.

(10) (a) Reiser, A.; Bowes, G.; Horne, R. J. *Trans. Faraday Soc.* **1966**, *62*, 3162. (b) Berry, R. S. In "Nitrenes", Lwowski, W., Ed.; Wiley-Interscience: New York, 1970; Chapter 2.

(11) This is believed to be dissociative attachment of thermal or near-thermal electrons to  $\text{PhN}_3$  with rapid ion thermalization by the helium buffer gas.

(12) Chapman, O. L.; Sheridan, R. S.; LeRoux, J. P. *J. Am. Chem. Soc.* **1978**, *100*, 6245.

(13) No evidence was observed for skeletal rearrangements in the products of electroreduction of  $\text{PhN}_3$ .<sup>5</sup>

(14) McDonald, R. N.; Chowdhury, A. K.; Setser, D. W. *J. Am. Chem. Soc.* in press.

(15) (a) McDonald, R. N.; January, J. R.; Borhani, K. J.; Hawley, M. D. *J. Am. Chem. Soc.* **1977**, *99*, 1268. (b) McDonald, R. N.; Borhani, K. J.; Hawley, M. D. *Ibid.* **1978**, *100*, 995. (c) McDonald, R. N.; Lin, K.-W. *Ibid.* **1978**, *100*, 8028.

(16) 1,4-Diphenyltetrazadiene has been "trapped" as metal complexes from the reduction of benzenediazonium ion with organometallic reducing agents; e.g., see: Gilchrist, A. B.; Sutton, D. *Can. J. Chem.* **1974**, *52*, 3387.

(17) Lehman, P. A.; Berry, R. S. *J. Am. Chem. Soc.* **1973**, *95*, 8614.

(18) The preparation of  $\text{PhN}_3$  from  $\text{PhNHNH}_2 + \text{HONO}$  (Lindsay, R. O.; Allen, C. F. H. "Organic Syntheses", Collect. Vol. III; Wiley: New York, 1955; p 710) was found to contain small quantities of  $\text{PhOH}$  after distillation, which readily protonated  $\text{PhN}^-$ , yielding  $\text{PhO}^-$  ( $m/z$  93). The  $\text{PhOH}$  was easily removed by extraction with base. The presence of  $\text{PhOH}$  may have given the apparent "induction process" observed by Lehman and Berry<sup>17</sup> in their kinetic measurements.

(equipment Grant CHE76-80382) for support of this research and Professor D. W. Setser for useful discussions.

Richard N. McDonald,\* A. Kasem Chowdhury  
Department of Chemistry, Kansas State University  
Manhattan, Kansas 66506  
Received March 28, 1980

### Applications of Light-Induced Electron-Transfer and Hydrogen-Abstraction Processes: Photoelectrochemical Production of Hydrogen from Reducing Radicals

Sir:

Several recent studies have focused on the interception of long-lived or transient one-electron oxidants or reductants formed in light-induced electron-transfer processes. A number of heterogeneous or colloidal catalyst systems have been found useful for the coupling of multielectron redox reactions with reactions of the "one-electron" reagents to mediate the oxidation and/or reduction of water to oxygen and hydrogen.<sup>1-9</sup> Other investigations have demonstrated the possibility for obtaining a similar coupling of redox reactions through the use of photoelectrochemical cells.<sup>10,11</sup> In one study, it was found possible to couple the reduction of photogenerated Ru(bpy)<sub>3</sub><sup>3+</sup> in one cell with oxidation of Fe<sup>2+</sup> in a second nonilluminated compartment.<sup>10</sup> More recently, it has been shown that hydrogen generation from a nonilluminated compartment containing aqueous acid can be coupled with oxidation of the methylviologen radical cation, MV<sup>+</sup>, formed by irradiation of a compartment containing Ru(bpy)<sub>3</sub><sup>2+</sup>, MV<sup>2+</sup>, and triethanolamine.<sup>11</sup> In the present paper, we report a study of several photoprocesses which generate reducing radicals in similar photoelectrochemical cells. We find that coupling of a light-induced reaction to produce a photocurrent concurrent with hydrogen generation in a second compartment can occur for a number of electron transfers and hydrogen abstractions in what appears to be a fairly general process.

Photoelectrochemical cells used in these studies consisted of the following components: a nonirradiated cathode compartment equipped with platinum gauze (2 × 1 cm) or platinized platinum foil (4 × 1 cm) electrodes and filled with 1 M HCl, a photoanode compartment equipped with similar electrodes and filled with various stirred aqueous or nonaqueous solutions (see Table I), and a salt bridge consisting of 5 M KCl and agar for the aqueous system and 2 M tetraethylammonium perchlorate in pyridine-silica gel for the nonaqueous systems. Both compartments were deoxygenated by flushing with oxygen-free nitrogen for ca. 20 min. The photoanode compartment was irradiated with various wavelengths selected by a monochromator from a 1000-W mercury-xenon lamp. The current was measured with a microammeter and recorder; the gas produced in the cathode compartment was analyzed by gas chromatography.<sup>12</sup>

Initial experiments employed the complex RuL<sub>3</sub><sup>2+</sup>, where L =

Table I. Substrate-Quencher Combinations Used in the Photoanode Compartment

substrate	quencher (M)	λ, nm	photo-current, μA	efficiency, % <sup>d</sup>
benzophenone	2-propanol (6.5)	366	25	1.7
benzophenone	2-propanol (6.5) <sup>a</sup>	366	320	22.2
benzil	2-propanol (6.5) <sup>a</sup>	366	35	2.5
TPP·SnCl <sub>2</sub>	diisopropyl-ethylamine (0.6) <sup>b</sup>	420	35	n.d.
RuL <sub>3</sub> <sup>2+</sup>	triethylamine (0.08) <sup>b</sup>	436	70	5.0
RuL <sub>3</sub> <sup>2+</sup>	triethylamine (0.08) <sup>b</sup>	436	12	n.d.

<sup>a</sup> With 10 mmol of MV<sup>2+</sup>. <sup>b</sup> In acetonitrile; 2 M Et<sub>4</sub>NClO<sub>4</sub> in pyridine/silica gel used as salt bridge. <sup>c</sup> L' = 5,5'-carboxy-2,2'-bipyridine diethyl ester. <sup>d</sup> Observed quantum yield for the electron flow under the experimental conditions described. The concentrations of the substrates are adjusted so that they absorb more than 99% of the light at the irradiation wavelength. Efficiencies are not corrected for the unquenched excited states.

4,4'-dicarboxy-2,2'-bipyridinediisopropyl ester, as the light-absorbing substrate together with triethylamine (0.08 M) in acetonitrile. Previous studies have indicated that quenching by electron transfer occurs on irradiation in a sequence indicated by eq 1 and 2.<sup>13-15</sup> Both of the radicals formed in the photolysis are good reductants, having potentials  $E_{red/ox} \approx 0.8-1.0$  V.<sup>14</sup> Irradiation of this system in the presence of platinum catalysts and water has been found to lead to fairly efficient hydrogen generation.<sup>12</sup> Consequently, it was not surprising to observe that

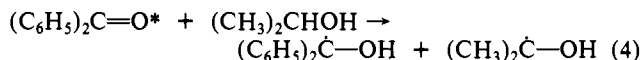


irradiation of the RuL<sub>3</sub><sup>2+</sup>/Et<sub>3</sub>N: photoanode compartment leads to production of a photocurrent (Table I) together with generation of hydrogen at the cathode. The photocurrent observed is a linear function of the square of the absorbed light intensity, indicating that both radicals generated in eq 1 and 2 are reactive in the electrode process, or alternatively that production of a second molecule of RuL<sub>3</sub><sup>+</sup> can occur via reaction 3. The quantum



efficiency of the cell in terms of current produced per photon absorbed in this case is 5%, which is comparable to that obtained in other systems involving photoelectrochemical cells.<sup>10,11</sup> Similar results were obtained with other systems previously found to undergo reductive electron-transfer quenching by amines; lower photocurrents were obtained with tetraphenylporphyrin(IV), and reversible spectral changes occurring during the photolysis suggested a buildup of the tin porphyrin radical.

A rather different type of reaction that also results in formation of two reducing radicals as primary photoproducts is the photo-reduction of ketones and N-heteroaromatics by alcohols and other hydrogen atom donors. Irradiation of benzophenone in 2-propanol, for example, gives rise to potentially reducing ketyl radicals as indicated by eq 4.<sup>16-18</sup> Irradiation of benzophenone in partially



aqueous 2-propanol in the photoanode compartment of the cell

- (1) Lehn, J.-M.; Sauvage, J.-P. *Nouv. J. Chim.* **1977**, *1*, 449.
- (2) Koryakin, B. V.; Dzabiev, T. S.; Shilov, A. E. *Dokl. Akad. Nauk SSSR* **1976**, *229*, 614.
- (3) Koryakin, B. V.; Dzabiev, T. S.; Shilov, A. E. *Dokl. Akad. Nauk SSSR* **1977**, *238*, 620.
- (4) Krasna, A. I. *Photochem. Photobiol.* **1979**, *29*, 267.
- (5) Moradpour, A.; Amouyal, E.; Keller, P.; Kagan, H. *Nouv. J. Chim.* **1978**, *2*, 547.
- (6) Kalyanasundaram, K.; Kiwi, J.; Grätzel, M. *Helv. Chim. Acta* **1978**, *61*, 2720.
- (7) Kiwi, J.; Grätzel, M. *Angew. Chem., Int. Ed. Engl.* **1978**, *17*, 860.
- (8) Lehn, J.-M.; Sauvage, J.-P.; Ziessel, R. *Nouv. J. Chim.* **1979**, *3*, 423.
- (9) Kalyanasundaram, K.; Grätzel, M. *Angew. Chem., Int. Ed. Engl.* **1979**, *18*, 701.
- (10) Durham, B.; Meyer, T. J. *J. Am. Chem. Soc.* **1978**, *100*, 6286.
- (11) Durham, B.; Dressick, W. J.; Meyer, T. J. *J. Chem. Soc., Chem. Commun.* **1979**, 381.
- (12) DeLaive, P. J.; Sullivan, B. P.; Meyer, T. J.; Whitten, D. G. *J. Am. Chem. Soc.* **1979**, *101*, 4007.

(13) DeLaive, P. J.; Lee, J. T.; Sprintschnick, H. W.; Meyer, T. J.; Whitten, D. G. *Adv. Chem. Ser.* **1978**, No. 168, 28.

(14) DeLaive, P. J.; Lee, J. T.; Sprintschnick, H. W.; Abruna, H.; Meyer, T. J.; Whitten, D. G. *J. Am. Chem. Soc.* **1977**, *99*, 7094.

(15) DeLaive, P. J.; Foreman, T. K.; Giannotti, C.; Whitten, D. G., submitted for publication.

(16) For reviews, see: Scaiano, J. J. *Photochem.* **1973**, *2*, 81. Wagner, P. J. *Top. Curr. Chem.* **1976**, *66*, 1.

(17) Grätzel and co-workers have observed that ketyl radicals can be scavenged by platinum catalysts to yield hydrogen directly.<sup>18</sup> We thank Professor Graetzel for a preprint of this work.

(18) Grätzel, C. K.; Grätzel, M. *J. Am. Chem. Soc.* **1979**, *101*, 7741.